


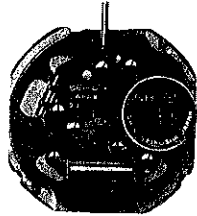
SEIKO

QUARTZ

Cal. 2639A

PARTS LIST

Cal. 2639A



131 266



231 260



241 262



261 260



☆270 265



☆271 267



281 260



282 261



☆354 260



☆354 262



372 261



373 250



383 260



384 260



389 260



391 260



☆397 263



436 260



491 260



495 260




556 261



701 260



706 260



☆801 263



802 260




808 261



810 261



817 260



☆884 263



☆4001 260



☆4002 261



4146 260



4216 261



4219 262



4239 260



4242 261



4270 260



4455 260



011 409

☆ SEIKO SE-AP

012 151	012 159	012 452	012 768	012 781	017 125	017 126	017 127	017 128	017 129
017 130	017 131	017 936							2/1

Cal. 2639A

Characteristics:

Casing diameter: ϕ 25.40 mm
 Maximum height: 3.23 mm without battery
 Jewels: 2 j
 Frequency of quartz crystal oscillator: 32,768 Hz (Hz=Hertz Cycle per second)
 Driving system: Step motor system (2 poles)
 Regulation system: Trimmer condenser
 Calendar (date)
 Instant date setting

PART NO.	PART NAME	PART NO.	PART NAME
131 266	Third wheel bridge	4242 261	Plus terminal of battery connection
231 260	Third wheel & pinion	4270 260	Battery connection
241 262	Fourth wheel & pinion	4455 260	Reset lever
261 260	Minute wheel	011 409	Upper hole jewel for step rotor
☆270 265	Center minute wheel with cannon pinion (2.26 mm)	011 409	Lower hole jewel for step rotor
☆270 273	Center minute wheel with cannon pinion (2.58 mm)	012 151	Third wheel bridge screw
☆270 275	Center minute wheel with cannon pinion (2.26 mm)	012 151	Circuit block screw A
☆271 267	Hour wheel (1.37 mm)	012 151	Coil block screw (Screw for plus terminal of battery connection)
☆271 271	Hour wheel (1.61 mm)	012 159	Circuit block screw B
281 260	Setting wheel	012 452	Case screw
282 261	Clutch wheel	012 768	Setting lever axle spring screw
☆354 260	Winding stem (13.85 mm)	012 768	Holding ring screw for dial
☆354 262	Winding stem (19.55 mm)	012 781	Date dial guard with day corrector screw
372 261	Joint stem (Movement portion)	017 125	Tube for circuit block A
373 250	Joint stem (Case portion)	017 126	Tube for circuit block B
383 260	Setting lever	017 127	Tube for circuit block C
384 260	Yoke (Clutch lever)	017 128	Second setting lever pin
389 260	Setting lever axle spring	017 129	Tube for third wheel bridge screw A
391 260	Second setting lever	017 130	Tube for third wheel bridge screw B
☆397 263	Lever for unlocking stem	017 131	Tube for coil block screw
436 260	Lower end-piece for third wheel	017 936	Eccentric dial pin
491 260	Dial washer	☆SEIKO SB-AP	Silver oxide battery
495 260	Spacer for third wheel bridge	☆Maxell SR926SW	Silver oxide battery
556 261	Date finger		
701 260	Fifth wheel & pinion		
706 260	Sixth wheel & pinion		
☆801 089	Date dial		
☆801 090			
☆801 091			
☆801 092			
☆801 263			
☆801 267			
802 260	Date driving wheel		
808 261	Date dial guard		
810 261	Date jumper		
817 260	Intermediate date wheel		
☆884 263	Holding ring for dial		
☆4001 260	Circuit block		
(☆4001 270)			
☆4002 261	Coil block		
4146 260	Step rotor		
4216 261	Insulator for battery		
4219 262	Insulator for battery connection		
4239 260	Rotor stator		


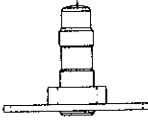
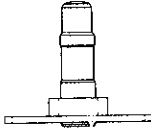

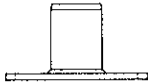
☆ ⇨ Please see remarks on the reverse page.
 Part numbers in light letters are not shown in photos.

Cal. 2639A

Remarks:

Center minute wheel with cannon pinion, Hour wheel

Combination:

Type	a		b
Center minute wheel with cannon pinion		Gold plated 	
	☆270 265	☆270 275	☆270 273
Hour wheel			
	Silver ☆271 267		Gold ☆271 271

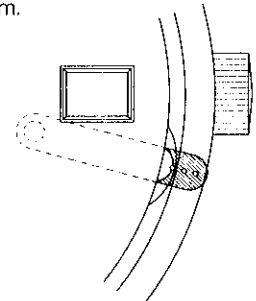
Winding stem.....Refer to the photograph on the front page.

- ☆354 260.....Short winding stem (Thread is provided completely on the crown portion.)
- ☆354 262.....Long winding stem (Thread is provided only on the end of the crown portion.)

If the combination of the winding stem and case is unknown, check the case number and refer to "SEIKO Quartz Casing Parts List" to choose a corresponding winding stem.

Lever for unlocking stem

- ☆397 263.....When adjusting the length of the lever for unlocking stem by cutting its tail, be sure that the tail partly comes out of the brim of the dial as shown in the illustration.
If the tail is hidden from view by the dial, it will be difficult to disassemble the winding stem.



Date dial

- ☆801 089 (White figures on black background) }
☆801 090 (Black figures on gold background) } Used when both the crown and the calendar frame are
☆801 263 (Black figures on white background) } located at **3** o'clock position.
- ☆801 091 (White figures on black background) }
☆801 092 (Black figures on gold background) } Used when the crown are located at **3** o'clock and the
☆801 267 (Black figures on white background) } calendar frame at **6** o'clock position.

If any other type of date dial is required, specify ① Cal. No. ② Jewels ③ The crown position
④ The calendar frame position and ⑤ Dial No.

Holding ring for dial

The type of a holding ring for dial is determined based on the design of cases and dials. If the shape of holding ring for dial is different from the photograph, check the case number and refer to "SEIKO Quartz Casing Parts List" to choose a corresponding holding ring for dial.

Circuit block

- ☆4001 260(4001 270).....4001 270 can be used as 4001 260.

Coil block

- ☆4002 261.....The parts that have the same parts No. as 4002 261 are interchangeable, even if the color of that parts is different.

Battery

- ☆SEIKO SB-AP } The applied battery for this calibre might be added the substitutive in the future. In that
☆Maxell SR926SW } case, please refer to separate "BATTERIES FOR SEIKO QUARTZ WATCHES".