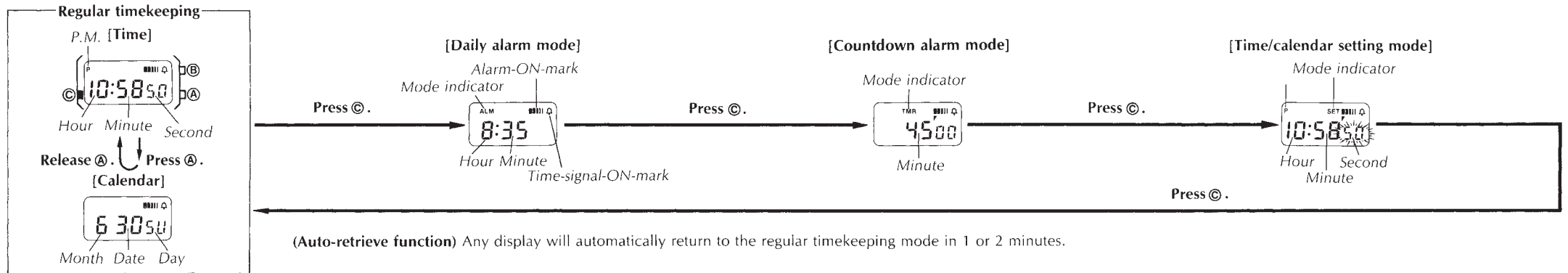


Module No.156

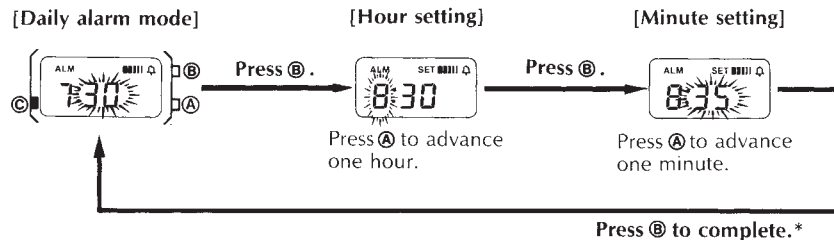
Model: LA650, LA650GL, LW601, etc.

[Reading the display]




[Setting daily alarm]

If the daily alarm is set, the buzzer sounds for 10 seconds at the preset time every day until cleared. To stop the buzzer, press the (C) button. If the time signal is set, the watch sounds every hour on the hour.
(Sound demonstration) Press and hold the (A) button in alarm mode to sound the buzzer.



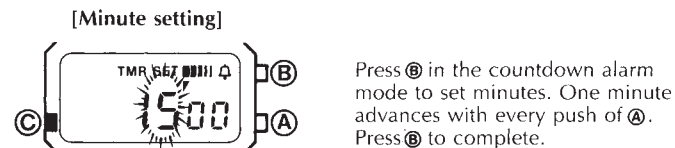
*If the (C) button is pressed, the watch reverts to the regular timekeeping mode.
(Quick digit advance) When the (A) button is pressed for more than 2 seconds, the digit advances quickly. When released, the digit advance will stop.

[ON or OFF setting of daily alarm and time signal]

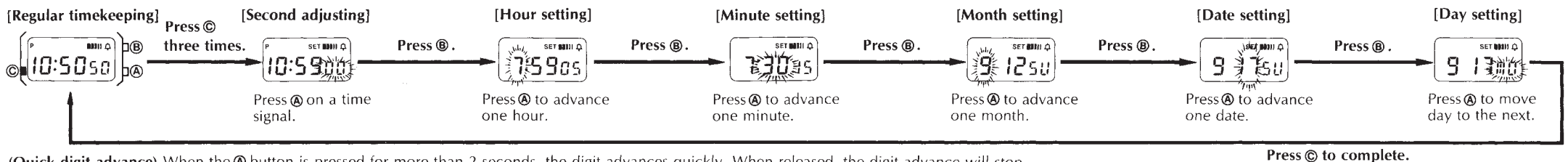


[Countdown alarm operation]

The countdown can be set from one minute to 60 minutes, and times to an accuracy of one second. Start/stop operation is possible by pressing the (A) button and is confirmed by a signal. When the display reaches zero, the buzzer will sound for 10 seconds unless the (B) button is pressed.



[Setting time and calendar]



(Quick digit advance) When the (A) button is pressed for more than 2 seconds, the digit advances quickly. When released, the digit advance will stop.
(Independent correction) Correction of any digit, if not required, can be skipped by pressing the (B) button repeatedly.
(Auto-retrieve function) Any setting display will automatically return to the regular timekeeping mode in 1 or 2 minutes.