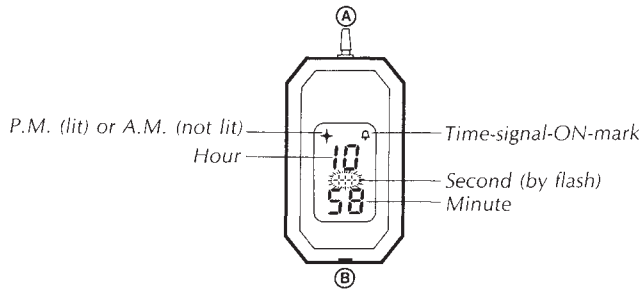


## (191)

### [Reading the display]



### [Melody play]

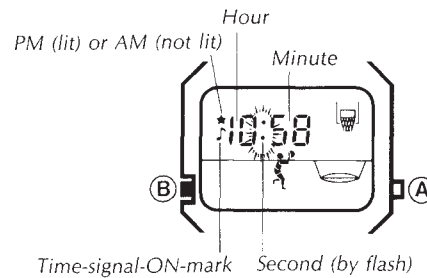
Press **A** to play a melody ("Music box dancer")  
 Press **A** again to stop the melody.

### [Setting hourly time signal]

Every time the **B** button is pressed while pressing the **A** button, the time-signal-ON-mark (♫) appears or disappears. When the time-signal-ON-mark appears, the watch sounds every hour on the hour. At noon, "Music box dancer" tune will be given.

## (209)

### [Reading the display]



### [Melody Play & Basketball Game]

Press **A** to play the melody ("Sur le Pont d'Avignon"). Press **A** again to stop the melody and to start the game. To net the ball, quickly press button **A** whenever the Receiver makes a catch. A successful net throw will bring out a dual-tone signal.

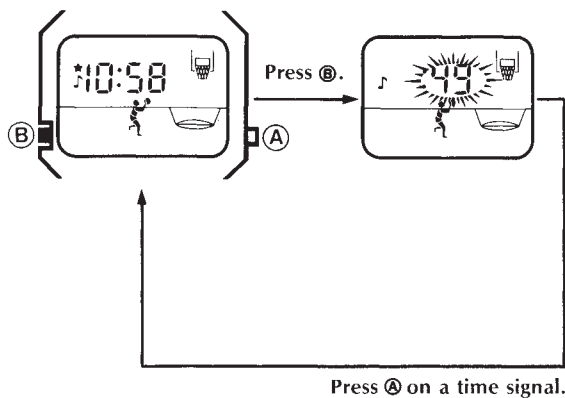
The game ends after three consecutive net scores, or if button **A** is left unpressed for 1-2 minutes.

### [Setting hourly time signal]

Every time the **B** button is pressed while pressing the **A** button, the time-signal-ON-mark (♫) appears or disappears. When the time-signal-ON-mark appears, the watch sounds every hour on the hour. At noon, "Sur le Pont d'Avignon" tune will be given.

These instructions of Module No. 209 can be also applied to Module No. 191.

### [Readjusting errors up to ±30 seconds]



### [Setting hours and minutes]

