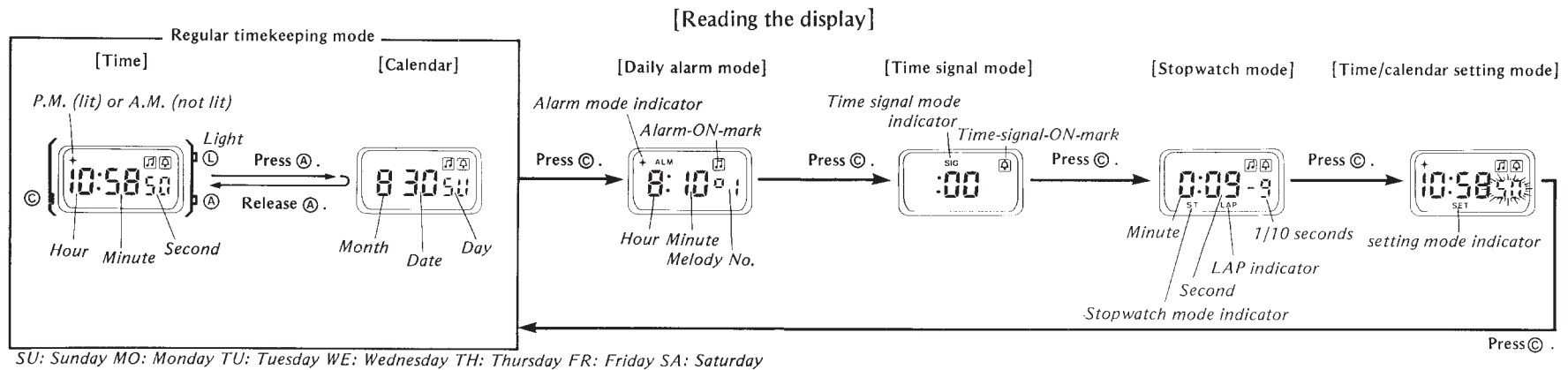


Module Nos.112/123

Model: LM-3, LM-5, LM-300, etc.



[Daily alarm mode]

In the daily alarm mode, the three melodies play in sequence by pressing the **A** button. At the same time, the melody number advances. The last selected melody is played at the preset time every day. To stop the melody, press the **L** button.

(Module No. 112)

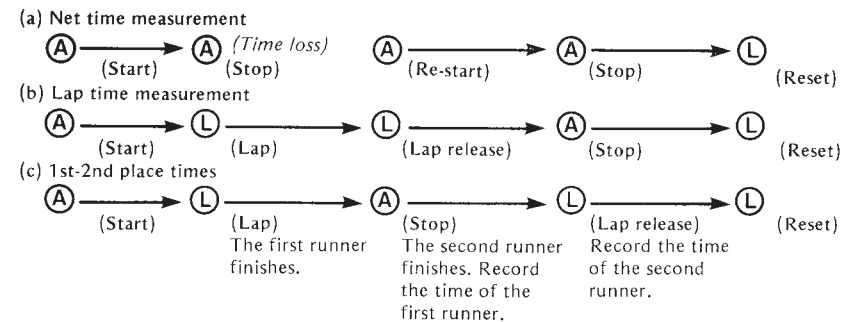
Melody No.	Melody
-	The melody alarm is OFF
1	Le Quattro Stagioni [La Primavera] (A. Vivaldi)
2	Raindrops Keep Fallin' On My Head (Burt Bacharach)
3	Yellow Submarine (Lennon and McCartney)

(Module No. 123)

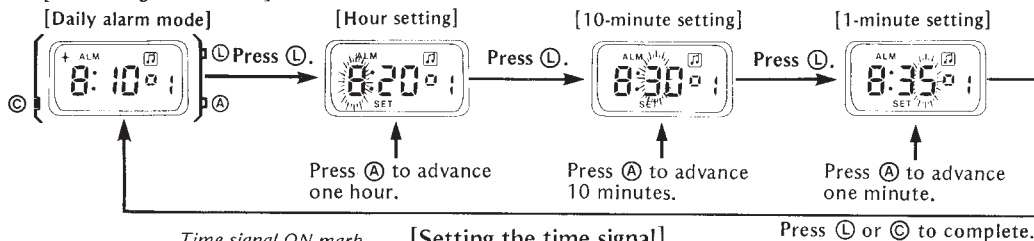
Melody No.	Melody
-	The melody alarm is OFF
1	Nocturne Op. 9, No. 2 (Fr. Chopin)
2	Menuet de l'Arlesienne (G. Bizet)
3	Silver Threads Among the Gold (American Folk Song)

[Stopwatch operation]

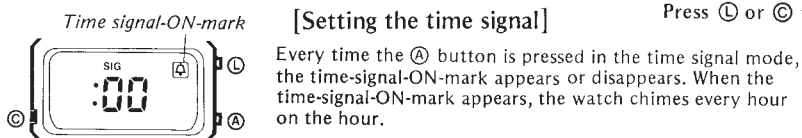
A signal confirms start/stop operation. (Working range) In the stopwatch mode the display of minute, second and 1/10th second is limited to 20 minutes from which is automatically converts to the display of hours, minutes and seconds up to 11 hours 59 minutes 59 seconds, for longer times reset and started again.



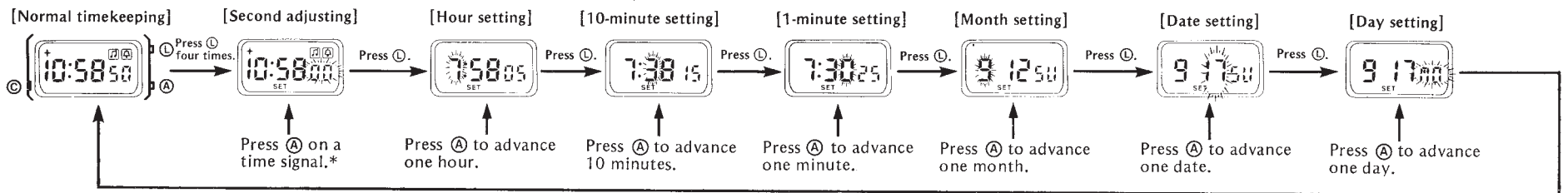
[Presetting alarm time]



[Setting the time signal]



[Setting time and calendar]



* Precise time can be maintained by correcting the seconds once a month on a time signal from a radio, TV, telephone, etc.

(Quick digit advance) When the **A** button is pressed for more than 2 seconds, the digit advances quickly. When released, the digit advance will stop.

(Independent correction) Correction of any digit, if not required, can be skipped by pressing the **L** button repeatedly.

(Reversion to normal timekeeping mode) The watch reverts to the normal timekeeping mode if the **C** button is pressed, regardless of the digit setting mode.

(Auto-retrieve function) Any setting display will automatically return to the regular timekeeping mode in 1 or 2 minutes.