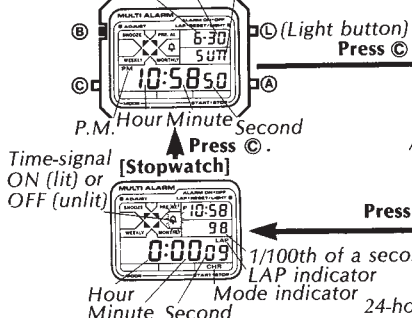


# Module No.146

Model: MM-400, MM-400G, etc.

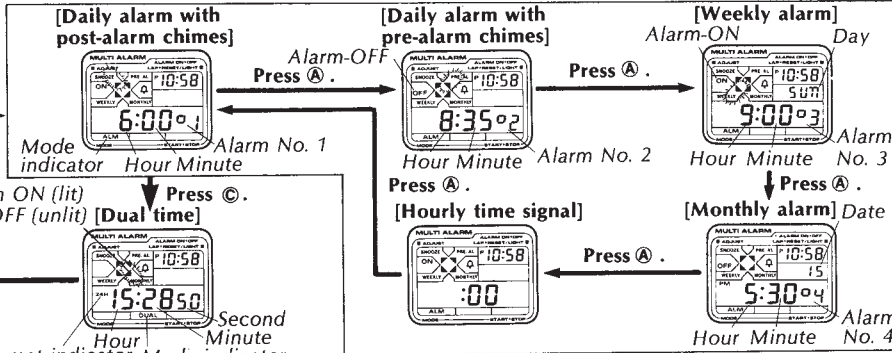
## [Reading the display]

[Regular timekeeping]  
Month Date Day



(Changeover between 12-hour and 24-hour formats) In regular timekeeping and dual time modes, with every push of (A), the display is switched between 12-hour and 24-hour formats.

## [Alarm mode section]



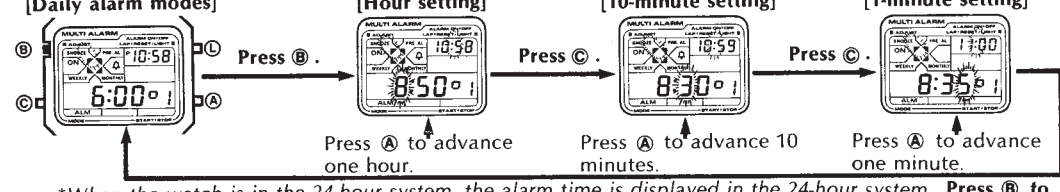
(Melody play) In alarm mode, the five melodies are played in sequence by pressing the (A) button.

## [ON or OFF setting of alarms]

In each alarm mode, every time the (L) button is pressed, the alarm-ON-mark (ON) or alarm-OFF-mark (OFF) appears. When the alarm-ON-mark is lit, the melody alarm sounds at the preset time. To stop the melody or buzzer, press the (L) button.

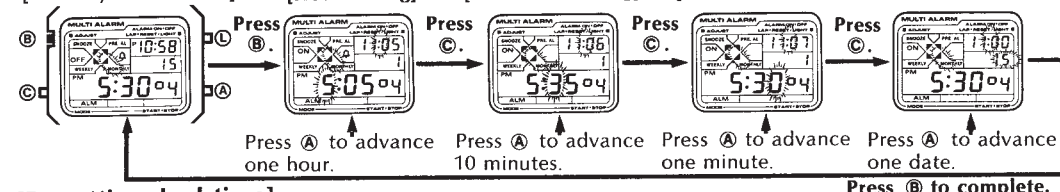
Alarm No.	Type of alarm	Description	Melody
01	Daily alarm with post-alarm chimes	The melody sounds at the preset time and chimes sound five and ten minutes after the preset time.	The Sting (Scott Joplin)
02	Daily alarm with pre-alarm chimes	The chimes sound five and ten minutes before the preset time and the melody sounds at the preset time.	Symphony No. 40 (W.A. Mozart)
03	Weekly alarm	The melody sounds every week at the preset time.	Tocatta (Gaston Rolland)
04	Monthly alarm	The melody sounds every month at the preset time.	Beer Barrel Polka (J. Vejvoda)
:00	Hourly time signal	The watch sounds every hour on the hour. At noon, the melody will be given.	Westminster chime (Ernst Toch)

## [Presetting daily alarm times (Alarm No. 01 and 02)]

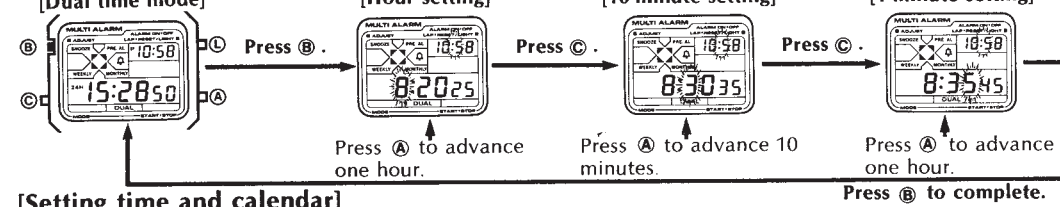


\*When the watch is in the 24-hour system, the alarm time is displayed in the 24-hour system. Press (B) to complete.

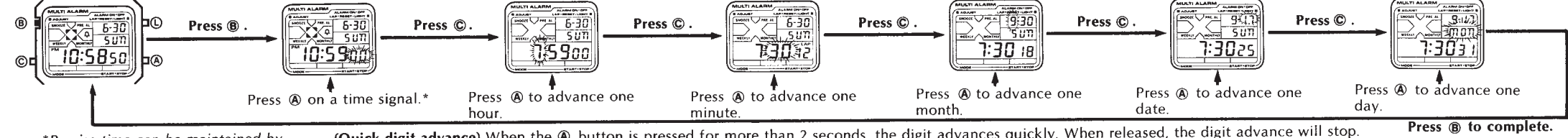
## [Presetting monthly alarm time (Alarm No. 04)]



## [Presetting dual time]



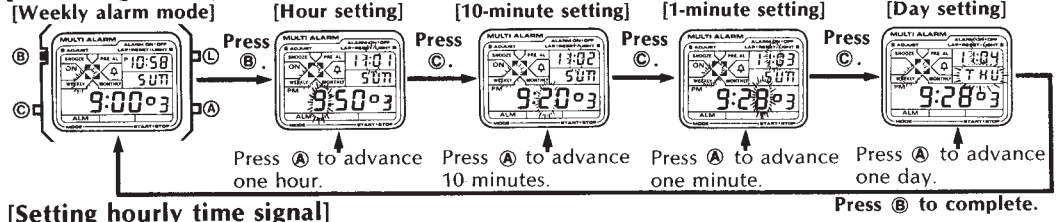
## [Setting time and calendar]



\*Precise time can be maintained by correcting the seconds once a month on a time signal from a radio, TV, telephone, etc.

(Quick digit advance) When the (A) button is pressed for more than 2 seconds, the digit advances quickly. When released, the digit advance will stop.  
 (Independent correction) Correction of any digit, if not required, can be skipped by pressing the (C) button repeatedly.  
 (Reversion to normal timekeeping mode) The watch reverts to the normal timekeeping mode if the (B) button is pressed, regardless of the digit setting mode.  
 (Auto-retrieve function) When setting the watch, if you leave it alone for 2 to 3 minutes, the display will automatically return to the regular timekeeping mode.

## [Presetting weekly alarm time (Alarm No. 03)]



## [Setting hourly time signal]

Every time the (L) button is pressed in the hourly time signal mode, the ON mark (ON) or OFF mark (OFF) appears. When the ON mark appears, the watch chimes every hour on the hour. At noon, the "Big Ben" tune will be given.

## [Stopwatch operation]

The melody ("William Tell" overture) sounds at start operation, and a signal confirms stop/re-start operation. The tone sounds at 1-minute intervals. (Working range) The stopwatch display is limited to 11 hours 59 minutes 59.99 seconds. Thereafter it can be reset and started again.

